

# 2023 MYSTERY QUILT


## STEP 4

In Step 1 you cut 3" strips. We need them all for this Step.

All 16 (4 for the small size) of the 3" strips from color C

All 8 (2 for the small size) of the 3" strips from B DARK

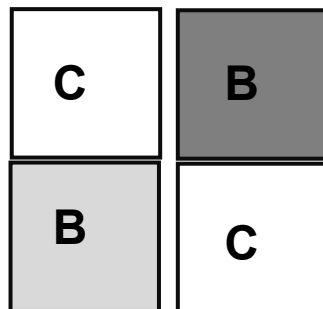

All 8 (2 for the small size) of the 3" strips from B LIGHT



Sew each B strip to a C strip. **Press towards the B strip.**



Cut all the strip sets into 3" segments. You need 100 (24) of each pair.



Now you will make 100 (24) 4 patches. Be careful how you sew them together – they need to be exactly as shown with the B LIGHT in the lower left corner and the B DARK in the upper right corner. **THIS IS VERY IMPORTANT!!!!**

Please feel free to call me (before 9 p.m. please) with any questions at 845-548-4339. You can also e-mail me at [annieb.quilts@gmail.com](mailto:annieb.quilts@gmail.com)